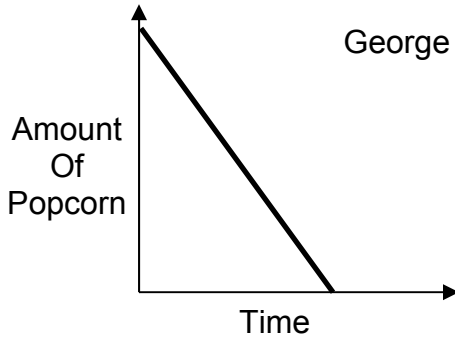
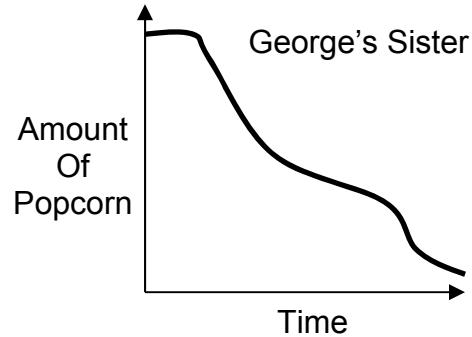


Integrated
Popcorn Worksheet

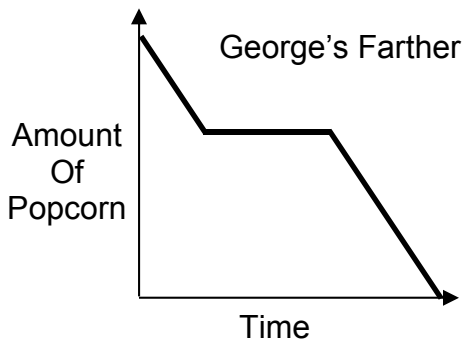
George and his family were watching a movie and eating popcorn. Each family member had a bowl with the same amount of popcorn. The graphs below all show the amount of popcorn remaining in the person's bowl over a period of time. Under each graph, write a few sentences describing what may have happened.



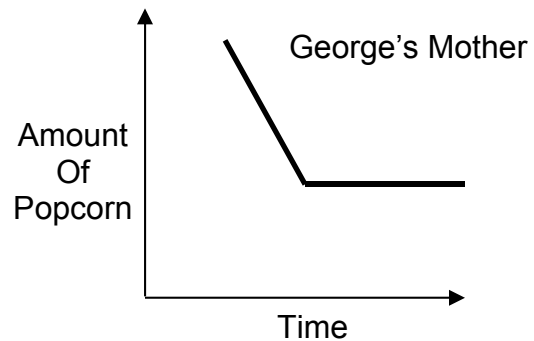
George started eating immediately. He ate at a constant rate



Sister waited to start eating. After eating some, she slowed down. Then she sped up again. She left some uneaten.



Father started immediately. He ate at a steady rate then stopped completely. He started again and finished at the same rate as before.



Mom may have waited to make her popcorn for a bit. She ate half at a constant rate, then stopped.